

3rd CAADP Biennial Review Report Launch

*“Accelerating CAADP Implementation
for a
Resilient African Food System”*

March 10, 2022

3:00 - 5:30 PM
EAT

LIVE 
VIRTUAL EVENT




About CAADP

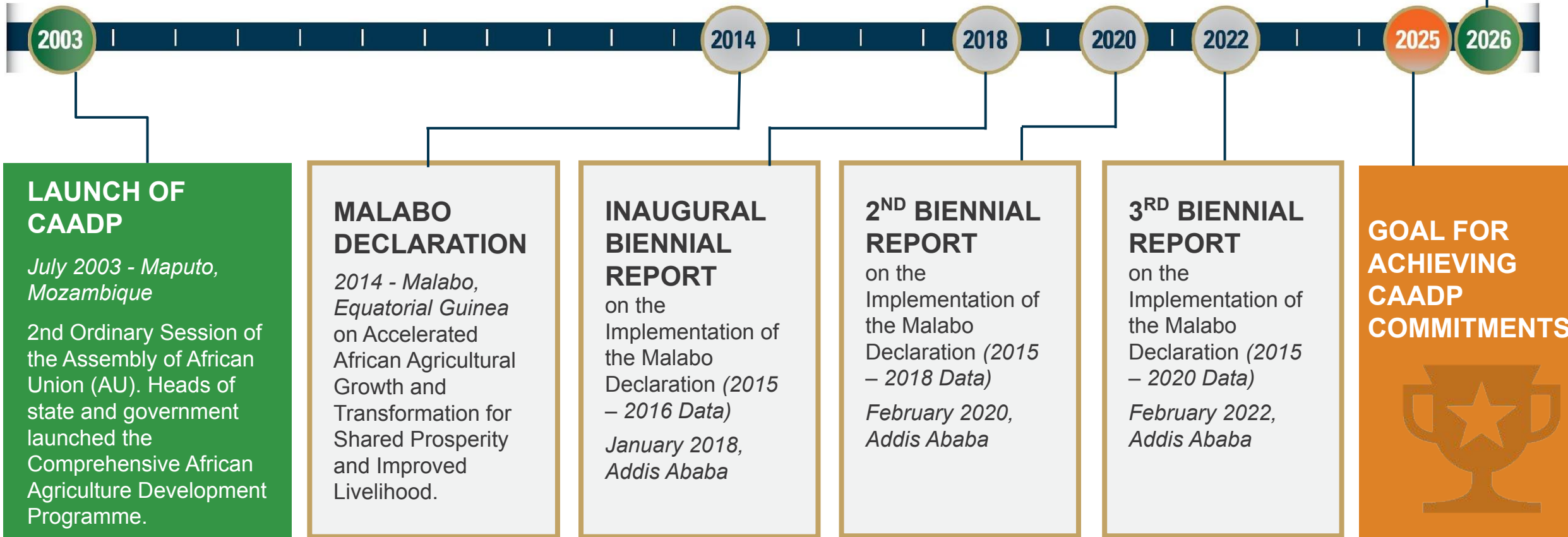
Comprehensive Africa Agriculture Development Programme (CAADP)

Africa's policy framework for agriculture and agriculture-led development since 2003

Aimed at reducing poverty and increasing food security on the continent.



THE CAADP BIENNIAL REVIEW PROCESS



AFRICA'S AGRICULTURE TRANSFORMATION GOALS



Aspiration 1
A prosperous Africa based on inclusive growth and sustainable development



Healthy and well-nourished citizens



Modern Agriculture for increased productivity and production



Environmentally sustainable and climate resilient economies & communities

UN Sustainable Development Goal #2



The Summit set the stage for global food systems transformation to achieve the Sustainable Development Goals by 2030.



UNITED NATIONS FOOD SYSTEMS SUMMIT 2021



WHY THE BR

We commit to an expedient process of translation of these commitments into results; and to this end we call upon:

The AU Commission and NPCA, in collaboration with partners:

- to develop mechanisms that enhance Africa's capacity for knowledge and data generation and management to strengthen evidence based planning and implementation;
- to institutionalize a system for peer review that encourages good performance on achievement of progress made in implementing the provisions of this Declaration and recognize biennially exemplary performance through awards;
- to conduct on a biennial basis, beginning from year **2017**, Agricultural Review Process, and report on progress to the Assembly at its January **2018** Ordinary Session

THE 7 CAADP MALABO COMMITMENTS

01 

Recommitment to the Principles and Values of the CAADP Process

- Pursue agriculture-led growth strategy to achieve targets on food and nutrition security
- Boost growth through regional cooperation and implementation of CAADP
- Apply evidence-based planning, policy, dialogue review and accountability
- Use of partnerships and alliances including farmers, agribusiness, and civil society

02



Enhancing Investment Finance in Agriculture

- Uphold **10% public spending** target
- Create and enhance policy and institutional systems for private investment in agriculture, agri-business and agro-industries (priority to local investors)
- Operationalization of Africa Investment Bank

THE 7 CAADP MALABO COMMITMENTS

03 Ending Hunger by 2025

- At least **double agricultural productivity** (focusing on Inputs, irrigation, mechanization, livestock development)
- **Reduce Post-Harvest Losses at least by half** by 2025
- Improve Nutrition: **reduce stunting to 10% and underweight to 5% by 2025**

04 Halving Poverty through Agriculture by 2025

- Sustain annual **agricultural GDP growth of at least 6%**.
- Establish / strengthen **inclusive public-private partnerships for at least 5 priority agricultural commodity value chains** w/ strong linkage to smallholder agric.
- Create **job opportunities for at least 30% of the youth** in agricultural value chains
- Preferential entry & participation by **women and youth** in gainful and attractive agribusiness

THE 7 CAADP MALABO COMMITMENTS

05



Boosting intra-African Trade in Agricultural Commodities & Services

- **Triple intra-Africa trade** in agricultural commodities and services by 2025
- Policy: Fast track **Continental Free Trade Area (CFTA)** & transition to a continental **Common External Tariff (CET)** scheme
- Policy: Facilitate agriculture-related trade negotiations and partnership agreements

06



Enhancing Resilience to Climate Variability

- Ensure that by 2025, **at least 30% of farm/pastoral households** are resilient to shocks
- Enhance **investments for resilience initiatives**
- Mainstream **resilience and risk management**

THE 7 CAADP MALABO COMMITMENTS

07 Enhancing Mutual Accountability for Actions and Results

Through the CAADP Result Framework:

- Conduct a biennial Agricultural Review Process
- Foster alignment, harmonization and coordination for peer review and mutual accountability
- Strengthen capacities for knowledge and data generation
- Recognize and award best performers

THE BIENNIAL REVIEW PROCESS: EVIDENCE-BASED & PEER-DRIVEN

OBJECTIVE

Evaluate country performance towards achieving the CAADP Malabo goals and targets by 2025

1st Biennial Review (2017)

7 thematic areas

23 performance categories

43 indicators

2nd Biennial Review (2019)

7 thematic areas

24 performance categories

47 indicators

3rd Biennial Review (2021)

7 thematic areas

24 performance categories

49 indicators

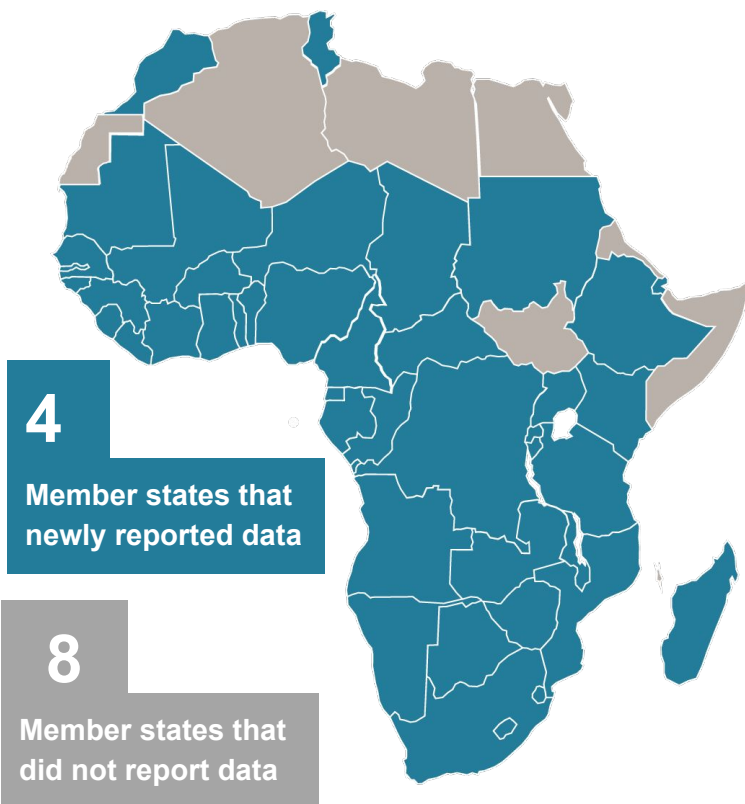
+1

+4

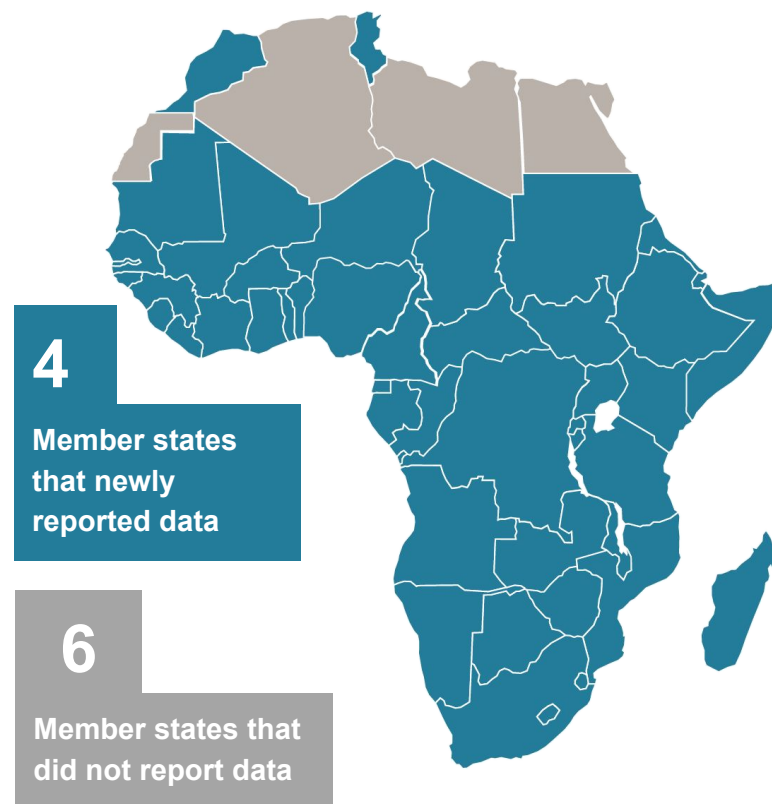
+2

REPORTING ON THE BIENNIAL REVIEW

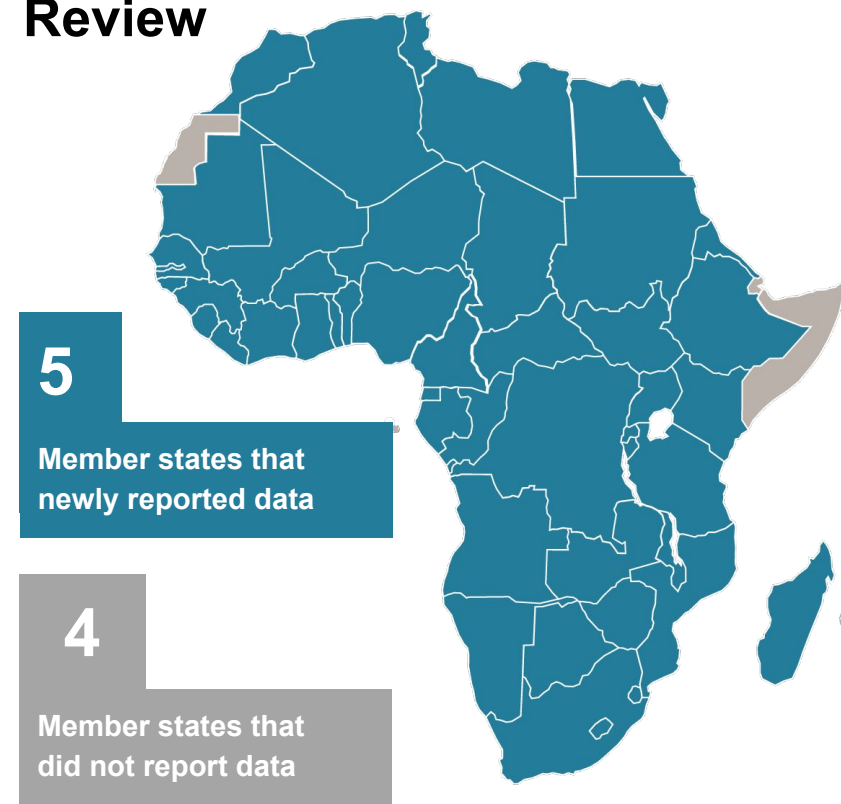
1st Biennial Review



2nd Biennial Review



3rd Biennial Review



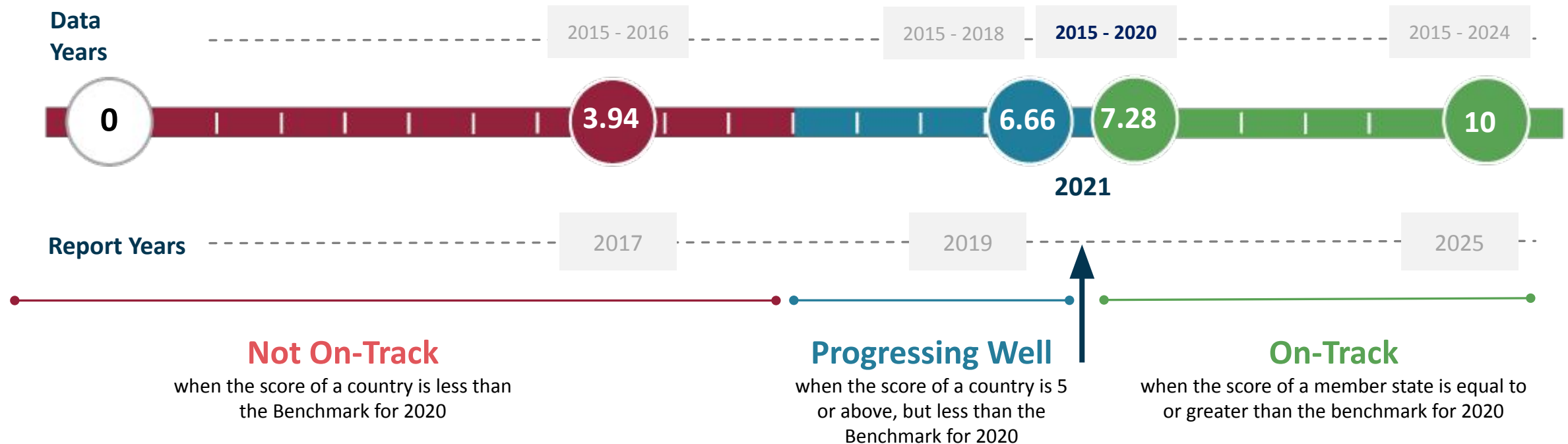
3RD BIENNIAL REVIEW: UNDERSTANDING THE COUNTRY SCORECARD

2017 Report: 2016 Benchmark = Minimum score for a Member State to be on track to achieve the Malabo targets in 2016

2019 Report: 2018 benchmark = Minimum score for a Member State to be on track to achieve the Malabo targets in 2018

2021 Report: 2020 benchmark = Minimum score for a Member State to be on track to achieve the Malabo targets in 2020

Benchmark: a standard or point of reference against which scores are compared.



THE AFRICA AGRICULTURE TRANSFORMATION SCORECARD

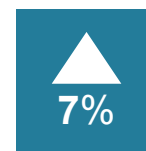
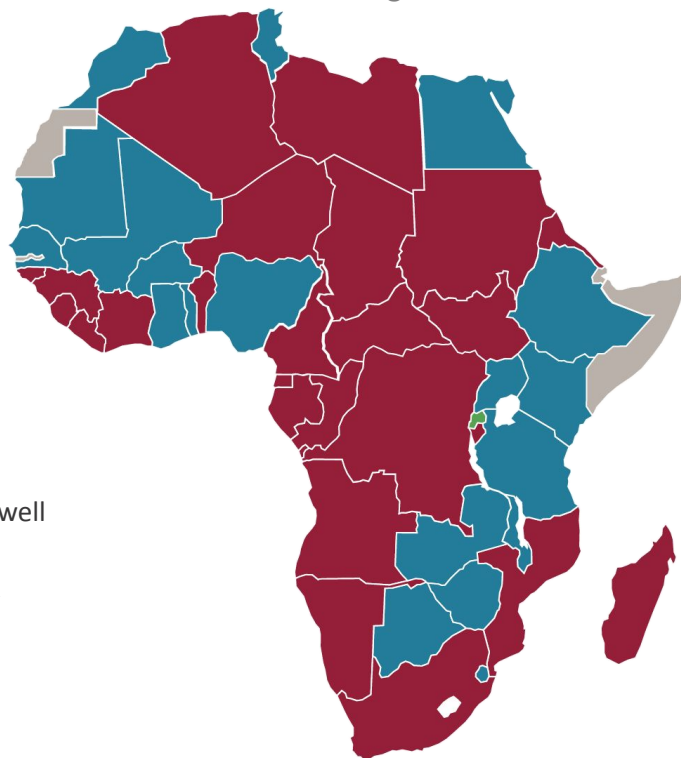
Against the benchmark for the selected year, countries whose score appears in "Green" are **ON TRACK**. Those whose score appears in "Blue" are **PROGRESSING WELL**, while countries whose score appears in "Red" are **NOT ON TRACK**. The arrows & percentages indicate the progress made by the country between the second (2019) and third (2021) biennial review cycles.

Year		Navigate to REC Scorecards													
2021															
BENCHMARK	7.28	ALGERIA	1.47 0%	ANGOLA	3.77 -21%	BENIN	4.78 -17%	BOTSWANA	4.95 48%	BURKINA FASO	5.20 -2%	BURUNDI	5.63 -3%	CABO VERDE	4.55 -6%
CAMEROON	4.58 9%	CENTRAL AFRICAN REP	2.61 -41%	CHAD	3.88 0%	COMOROS	1.50 0%	CONGO REPUBLIC	3.32 -4%	COTE D'IVOIRE	4.62 -4%	DJIBOUTI	4.00 42%	DR CONGO	4.46 34%
EGYPT	6.52 0%	EQUATORIAL GUINEA	2.82 15%	ERITREA	3.17 -19%	ESWATINI	5.73 37%	ETHIOPIA	6.03 14%	GABON	4.98 25%	GAMBIA	5.56 12%	GHANA	6.61 -1%
GUINEA	4.02 -9%	GUINEA-BISSAU	2.18 -12%	KENYA	5.62 15%	LESOTHO	3.98 22%	LIBERIA	3.93 29%	LIBYA	1.14 0%	MADAGASCAR	4.37 -11%	MALAWI	5.33 11%
MALI	6.66 -2%	MAURITANIA	5.40 1%	MAURITIUS	N/A	MOROCCO	6.89 -1%	MOZAMBIQUE	4.14 2%	NAMIBIA	4.08 21%	NIGER	3.64 -11%	NIGERIA	5.42 5%
REP. A. SAHARAWI	N/A	RWANDA	7.43 3%	SAO TOME & PRINCIPE	N/A	SENEGAL	5.07 -2%	SEYCHELLES	4.92 9%	SIERRA LEONE	4.33 -19%	SOMALIA	N/A	SOUTH AFRICA	4.05 41%
SOUTH SUDAN	2.88 0%	SUDAN	3.32 0%	TANZANIA	6.14 21%	TOGO	4.67 -9%	TUNISIA	6.28 1%	UGANDA	5.89 4%	ZAMBIA	5.55 9%	ZIMBABWE	5.17 13%

SUMMARY OF COUNTRY PROGRESS TOWARD 2025 GOALS

Africa as a whole is not on-track to meet CAADP goals by 2025.

Malabo commitments were assessed against the 7.28 benchmark for 2020.



4.32 avg. score out of 10

average score for the whole of Africa, based on the 51 country reports. 7% increase in continent score.

1

Member state on-track

19

Member states are progressing well

31

Member states not on-track

4

Member states did not report

01



RECOMMITMENT TO THE PRINCIPLES AND VALUES OF THE CAADP PROCESS

2019 **7.29** Continent Score **▲ 26%** Benchmark **10**

2021 **7.28** Continent Score **▼ -0.14.%** Benchmark **10**

2 member states are on track

47 member states are not on track

6 member states did not report

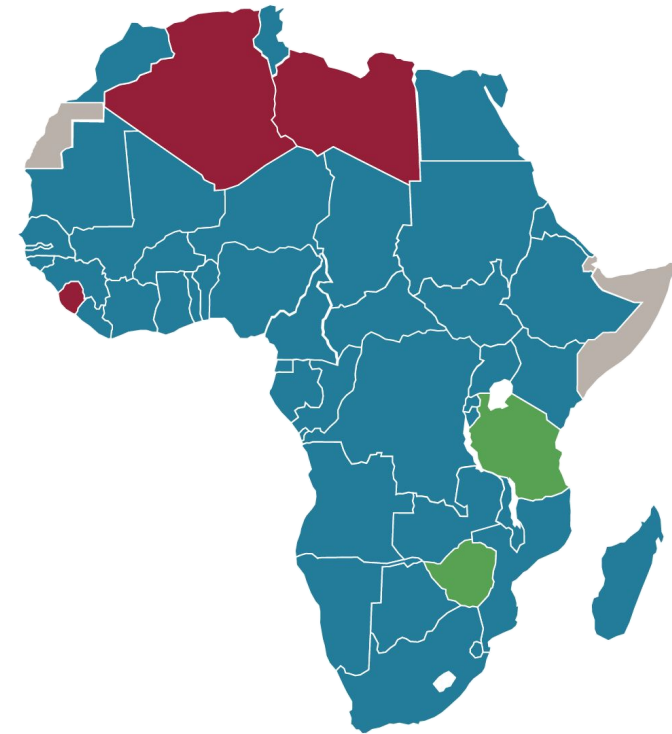


3 member states are on track

44 member states progressing well

4 member states are not on track

4 member states did not report



● On track ● Progressing Well ● Not on track ● No data

COMMITMENT

02



ENHANCING INVESTMENT FINANCE IN AGRICULTURE

2019 **3.46** Continent Score **▲ 0%** Benchmark **10**

2021 **3.15** Continent Score **▼ -9.84%** Benchmark **7.50**

0 member states are on track

49 member states are not on track

6 member states did not report

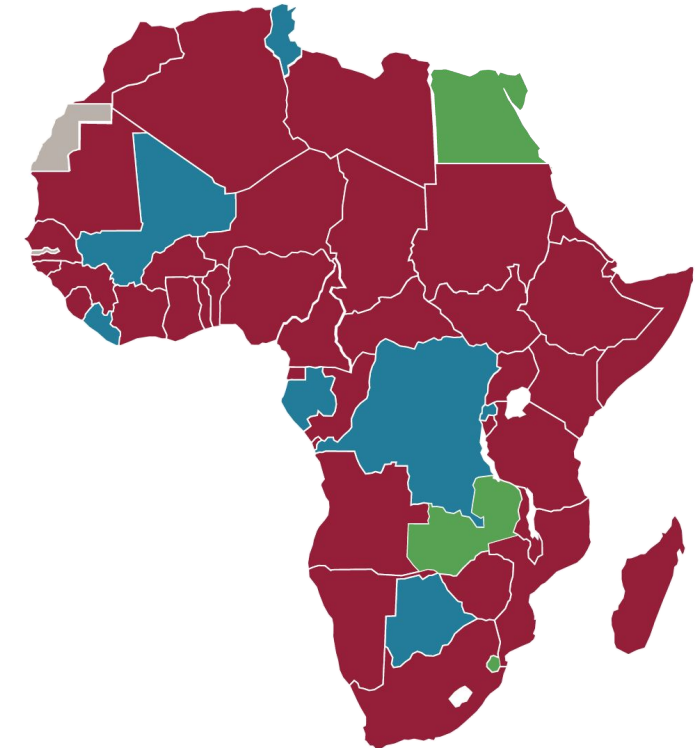


4 member states are on track

7 member states progressing well

40 member states are not on track

4 member states did not report



● On track ● Progressing Well ● Not on track ● No data

COMMITMENT

03



ENDING HUNGER BY 2025

2019 **2.20** Continent Score ▲ 23% Benchmark **5.04**

2021 **2.71** Continent Score ▲ 18.81% Benchmark **6.32**

1 member states are on track

1 member states are on track

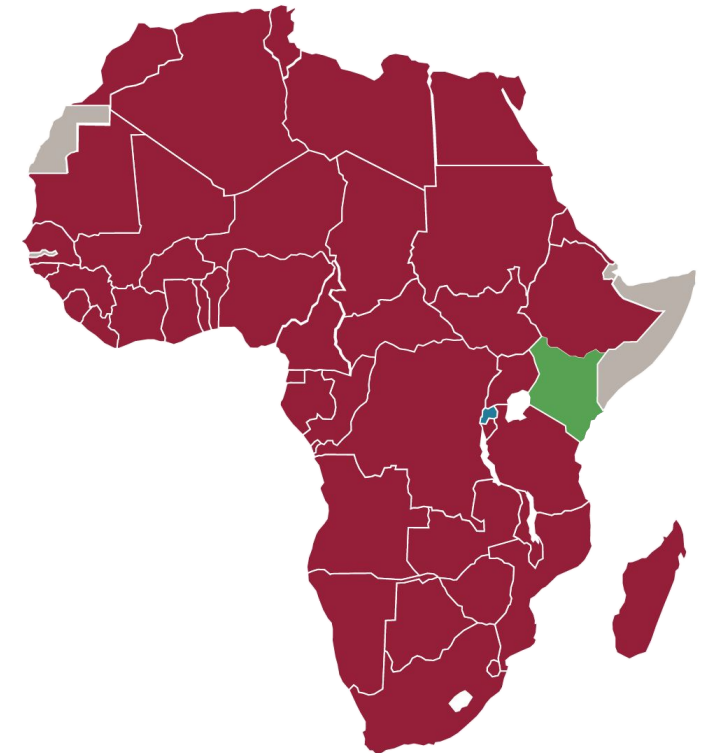
48 member states are not on track

1 member states progressing well

6 member states did not report

49 member states are not on track

4 member states did not report



● On track ● Progressing Well ● Not on track ● No data

COMMITMENT

04

HALVING POVERTY THROUGH AGRICULTURE BY 2025

2019 **1.81** Continent Score **▼ 29%** Benchmark **3.94**

2021 **2.69** Continent Score **▲ 32.71%** Benchmark **5.81**

9 member states are on track

40 member states are not on track

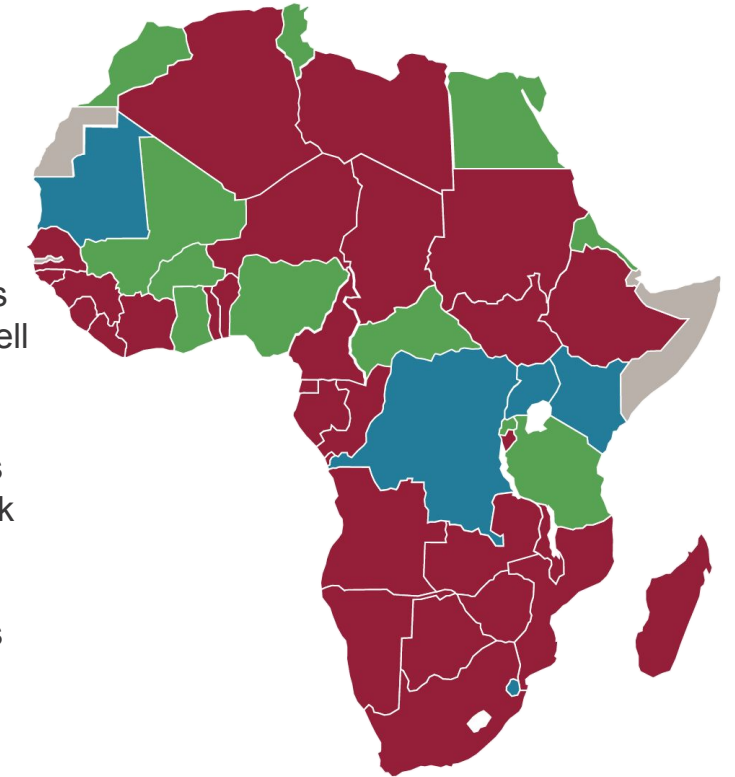
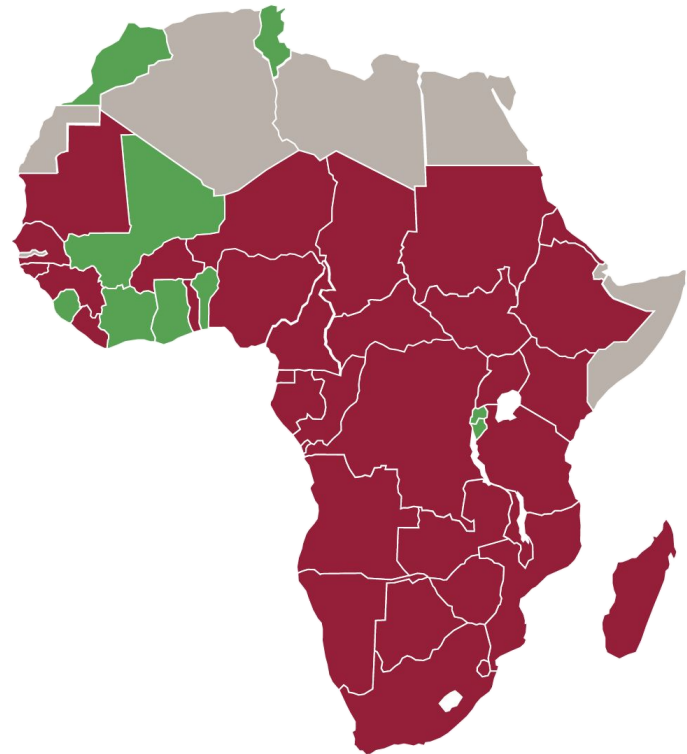
6 member states did not report

9 member states are on track

5 member states progressing well

37 member states are not on track

4 member states did not report



● On track
 ● Progressing Well
 ● Not on track
 ● No data

COMMITMENT

05



BOOSTING INTRA-AFRICAN TRADE IN AGRICULTURE COMMODITIES AND SERVICES

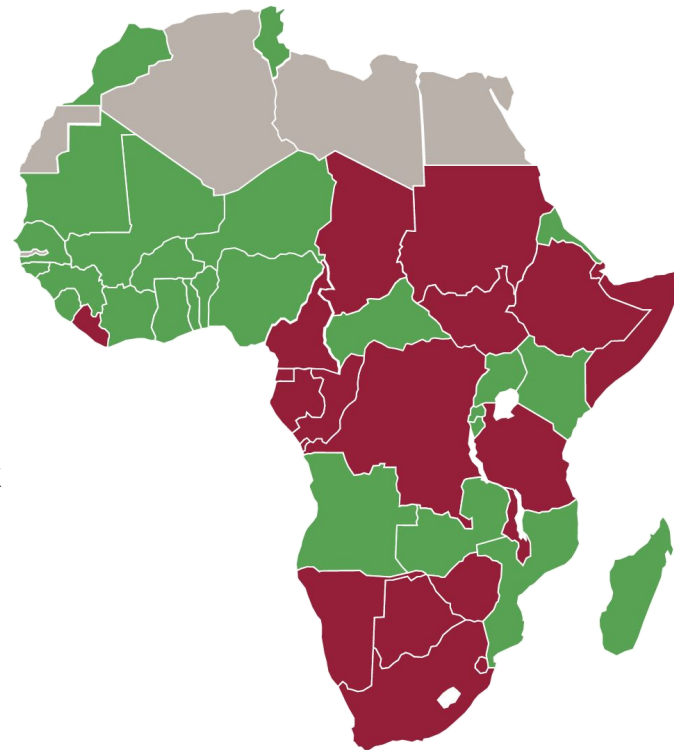
2019 **2.87** Continent Score **▲ 18%** Benchmark **3.00**

2021 **2.44** Continent Score **▼ 17.62%** Benchmark **5.00**

29 member states are on track

20 member states are not on track

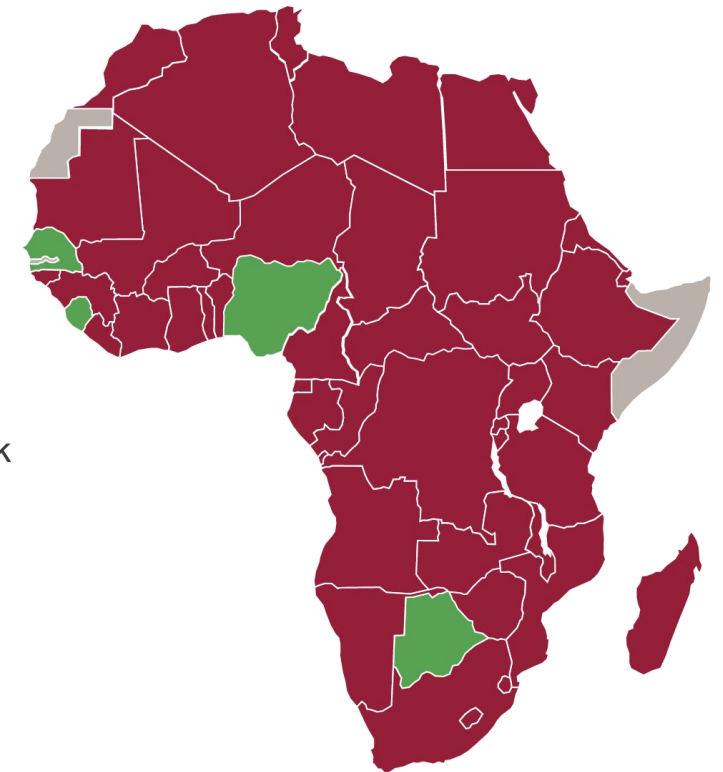
6 member states did not report



4 member states are on track

47 member states are not on track

4 member states did not report



● On track
 ● Progressing Well
 ● Not on track
 ● No data

COMMITMENT

06



ENHANCING RESILIENCE TO CLIMATE VARIABILITY

2019 **4.59** Continent Score ▲ 22% Benchmark **7.00**

2021 **5.71** Continent Score ▲ 19.61% Benchmark **8.00**

11 member states are on track

38 member states are not on track

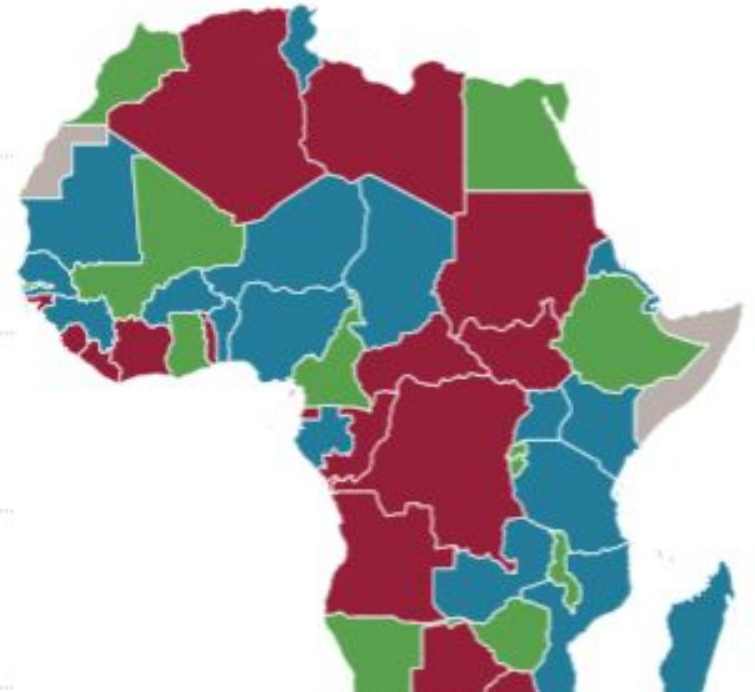
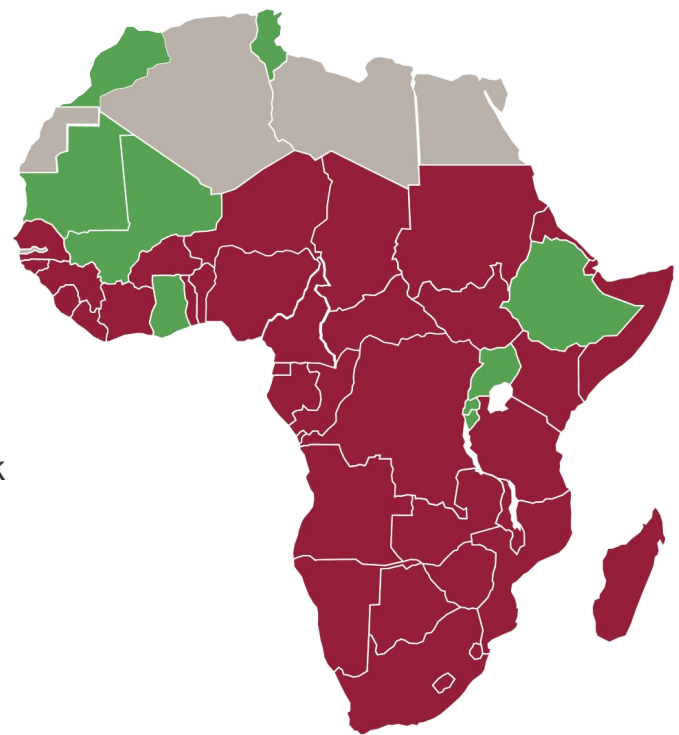
6 member states did not report

15 member states are on track

19 member states progressing

17 member states are not on track

4 member states did not report



● On track ● Progressing Well ● Not on track ● No data

COMMITMENT

07

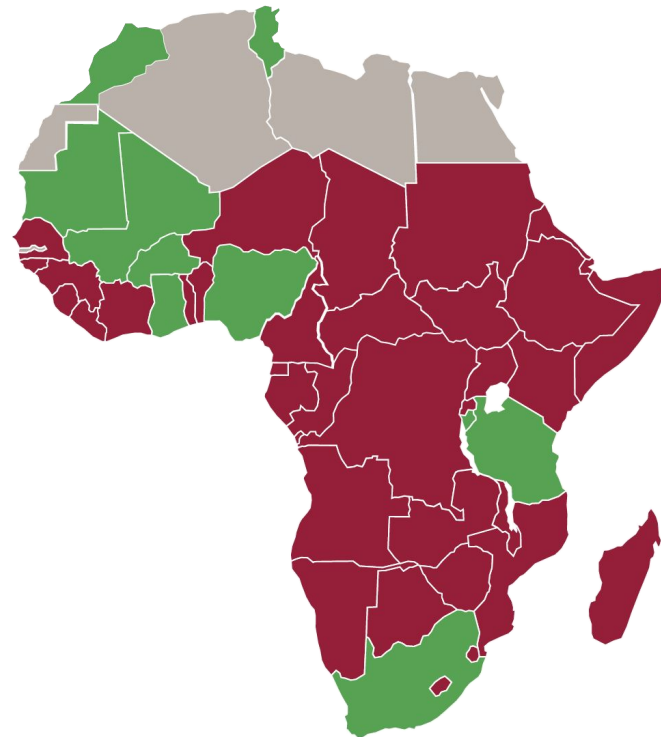
ENHANCING MUTUAL ACCOUNTABILITY FOR ACTIONS AND RESULTS

2019 **5.98** Continent Score ▲ 11% Benchmark **7.67**

13 member states are on track

36 member states are not on track

6 member states did not report



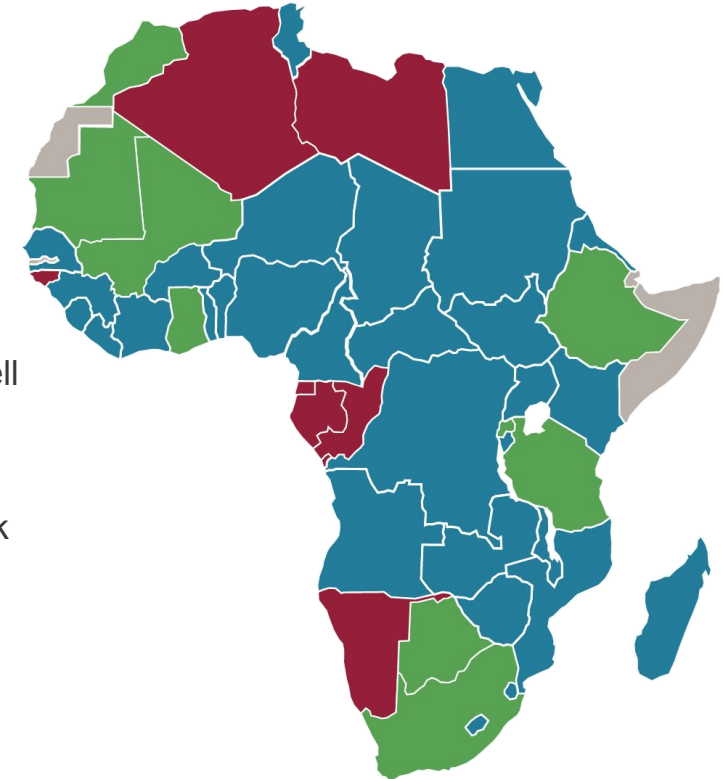
2021 **6.27** Continent Score ▲ 4.62% Benchmark **8.33**

11 member states are on track

31 member states progressing well

9 member states are not on track

4 member states did not report



● On track ● Progressing Well ● Not on track ● No data

- 1** In line with the theme of the 2021 BR report, the BR indicators were classified according to the five **UN Food Systems Summit's** Action Tracks.
- Change in the performance indicators between the previous BR and this BR is analyzed to give an indication of how Member States are performing in transforming their food systems.
 - Of the **47 BR performance indicators**, eleven fall under **Action Track 1** (Access to safe & nutritious food for all), six under **Action Track 2** (Shift to sustainable consumption patterns), seventeen under **Action Track 3** (Boost nature-positive production), thirteen under **Action Track 4** (Advance equitable livelihoods), and fourteen under Action Track 5 (Build resilience to vulnerabilities, shocks, and stress)

2

- Comparing the performance (score) in the indicators against their benchmarks between the 2019 BR report and the 2021 BR report shows that:
- With respect to the indicators under **Action Track 1**, 10 Member States (**Cabo Verde, Gambia, Mali, Mauritania, Rwanda, Seychelles, Eswatini, Tanzania, Tunisia and Zimbabwe**) were on-track in 2019, compared to only 5 (**Eswatini, Gambia, Mali, Tunisia and Zimbabwe**) in 2021;
- With respect to the indicators under Action Track 2, 15 Member States (**Burundi, Cabo Verde, Central African Rep., Côte d'Ivoire, Ghana, Guinea, Madagascar, Mali, Rwanda, Senegal, Sierra Leone, Eswatini, Togo, Tunisia, Uganda**) were on-track in 2019, compared to only 1 (**Egypt**) in 2021;
- With respect to the indicators under both Action Tracks 3 and 4, no country was on-track in either of the Action Tracks and review periods ;
- With respect to the indicators under Action Track 5, 5 Member States (**Ghana, Mali, Morocco, Rwanda and Tunisia**) in 2019, compared to 1 (**Rwanda**) in 2021.

3

These results suggest the performance of Africa in transforming its food systems has declined between the two review periods, which is consistent with the overall deterioration in performance in achieving the Malabo Declaration goals and targets.

4

Because the CAADP Malabo Declaration aims to position agriculture as the main driver of inclusive growth and economic development to ensure wealth creation, food and nutrition security, poverty alleviation and prosperity, and resilience and sustainability, African leaders have already set the foundation for taking a food systems approach to achieving their national development objectives.

5

As such, the momentum created by the UN Food System Summit is therefore an opportunity to substantially improve on and accelerate the pace of implementation of the CAADP/Malabo Agenda. The BR and AATS may be supplemented with additional indicators (e.g., processing and distribution as key segment in the food system) to better inform a more comprehensive planning, implementation, and tracking of transforming Africa's food systems.

THE 2021 BIENNIAL REVIEW REPORT CALLS FOR ACTION TO TRANSFORM AFRICA'S AGRICULTURE



- Strengthen mutual accountability systems to include accountability for actions and results by a broader range of players, including the private sector, farmer organizations, civil society organizations, and development partners.
- Member States should use the CAADP biennial review mechanism to report on progress in the implementation of the pathways for food systems transformation in the Africa Common Position to the UN Food System and national dialogues report.
- AU should undertake an external evaluation/audit of the overall biennial review process to establish the efficacy of the self-reporting system and to suggest measures to strengthen the quality and robustness of the process at national, regional and continental levels.

THE 2021 BIENNIAL REVIEW REPORT CALLS FOR ACTION TO TRANSFORM AFRICA'S AGRICULTURE



- Member States are encouraged to integrate the CAADP biennial review data collection process into existing national monitoring and reporting systems, including the joint sector review processes.
- AU and Member States need to develop and strengthen implementable mechanisms for peer learning. Well-structured peer-to-peer learning and exchange should be an integral part of the CAADP process.
- From the experiences of the COVID-19 pandemic, Member States should establish stronger emergency response plans and commit to building more resilient food systems to respond better to future shocks.

Best Performance Awards in the 3rd CAADP BR Cycle

Awarding Performance in the 2021 Biennial Review Report

Best Overall Score

REPUBLIC OF RWANDA

Score: 7.43



Awarding Performance in the 2021 Biennial Review Report

Second Overall Score

KINGDOM OF MOROCCO

Score: 6.89



Awarding Performance in the 2021 Biennial Review Report

Third Overall Score

REPUBLIC OF MALI

Score: 6.66



Awarding Performance in the 2021 Biennial Review Report

Most Improved in Scores from the
Previous Review

REPUBLIC OF DJIBOUTI

Score: 42%



Awarding Performance in the 2021 Biennial Review Report

Special Mention for Best Overall
Regional Performance

Western Africa

Score: 4.75



New Business Plan Programmatic Contents

	Malabo Commitment	Proposed Programmes	Detailed activity areas
CAADP PROCESS	Commitment to Principles and Values of CAADP	Strengthening Countries and Regional Systems for CAADP Programme Delivery	NAIP and RAIP process, Capacity Development Coordination, Partnership
INVESTMENTS	Enhancing Investment Finance in Agriculture	Expanded Public and Private Sector Investments	Policy, Tools and Instruments Quality of Investments
FOOD SECURITY	Ending Hunger	Increased Agricultural Productivity and Strengthened Nutrition and Food Security	Policy, Strategies, Technology, Thematic programs (fertilizer, mechanization, PHL, Knowledge)
PRODUCTIVITY	Reducing Poverty through inclusive Agricultural Growth	Inclusive and Sustainable Agricultural Production and Accelerated Agricultural Growth	Policy, Advisory Services, support access to inputs, enabling environment
TRADE	Boosting Intra African Trade in Agricultural Commodities and Services	Expanded Intra-African Agricultural Trade in Agriculture	Trade facilitation, Standards and Norms, Access to markets, Capacity for trade negotiation
RESILIENCE	Resilient livelihood, production systems for climate change, variability, other related risks	Enhanced Resilience Building and Climate Change and Risk Management	Advisory Services Capacity for negotiation, risk management, enabling environment
ACCOUNTABILITY	Enhanced mutual accountability for Strategic Actions and Results	Strengthened Programme Coordination, Partnerships and Mutual Accountability for Strategic Results	Establishment of an Institutional Architecture for Infrastructure Development in Africa; Biennial Review

Delivery Mechanisms: Business Plan

- 01** Leverage on existing capacities and embrace multi-stakeholder implementation arrangements
- 02** Create and/or strengthen internal CAADP teams and coordination at country, regional and continental levels
- 03** Build relevant partnerships and alliances
- 04** Cultivate CAADP ambassadors at all levels
- 05** Develop and deploy Technical Networks to deliver capacity support to the CAADP process
- 06** Establish an Advisory Committee to provide overall strategic and advisory support to the implementation of CAADP